Geometrische Grundformen.

Tafel 1.

Formation der Cylinder, Kegel, und allgemein abwickelbaren Flächen.



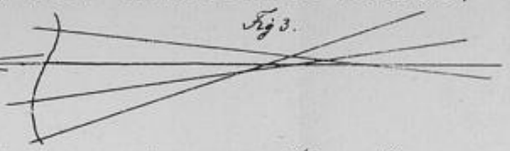

Beispiel einer allgemein abwickelbaren Fläche, deren Leitlinien vollkommene Kreis-Evolventen sind

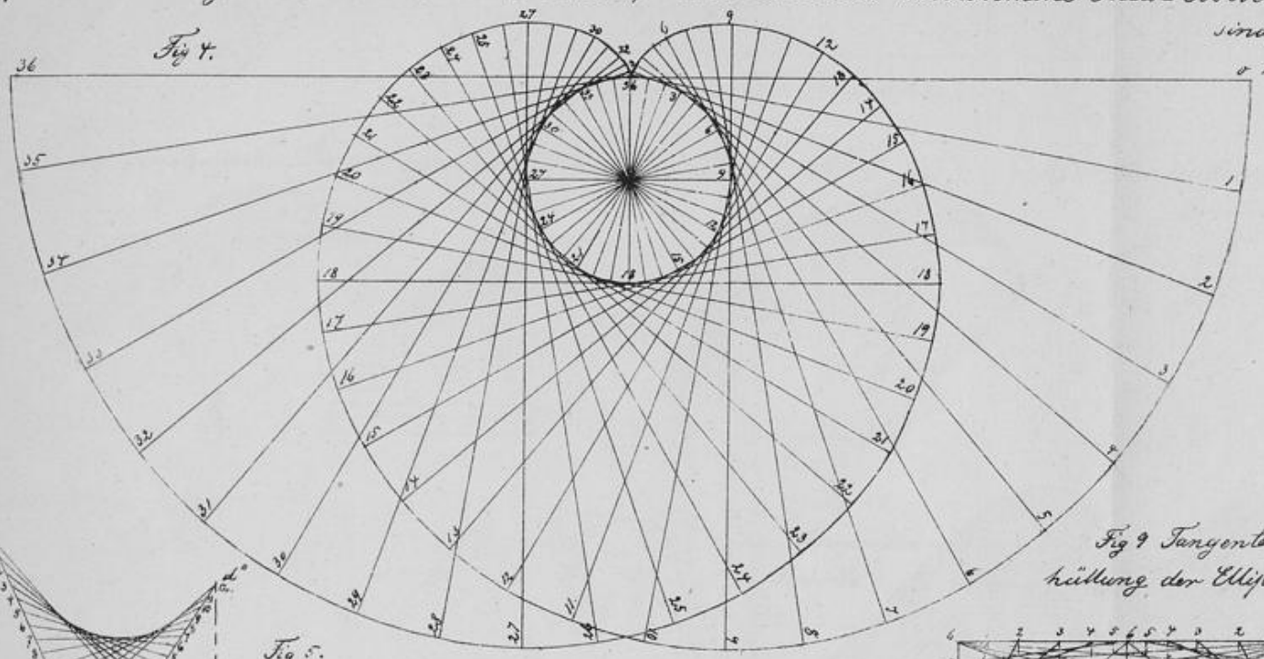

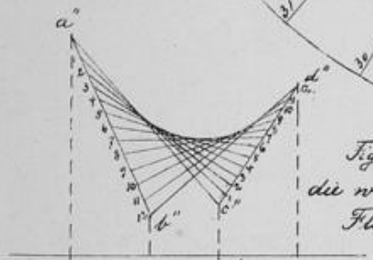

Fig 5. die windschiefe Fläche

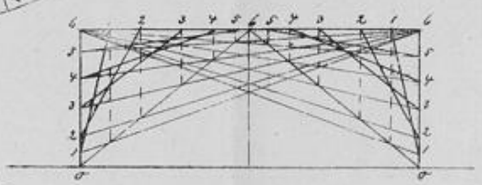

Fig 9 Tangentenumhüllung der Ellipse.

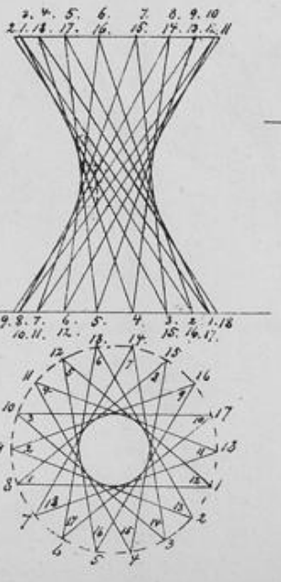

Fig 7 das Hyperboloid.

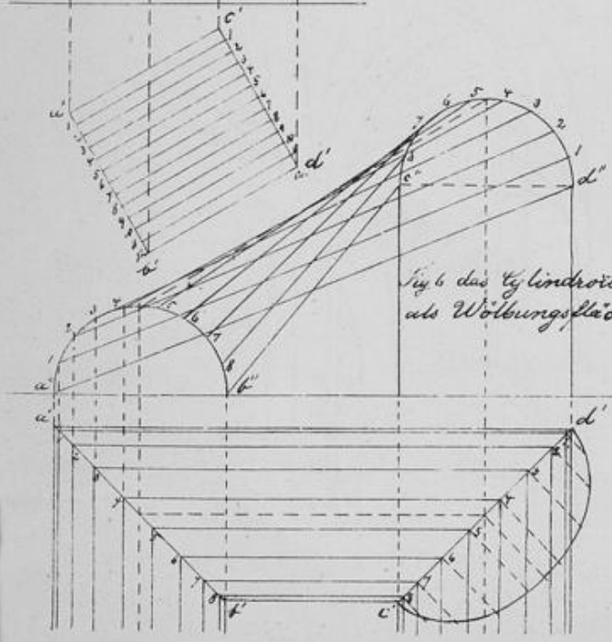

Fig 6 das Cylindroid als Wölbungsfläche.

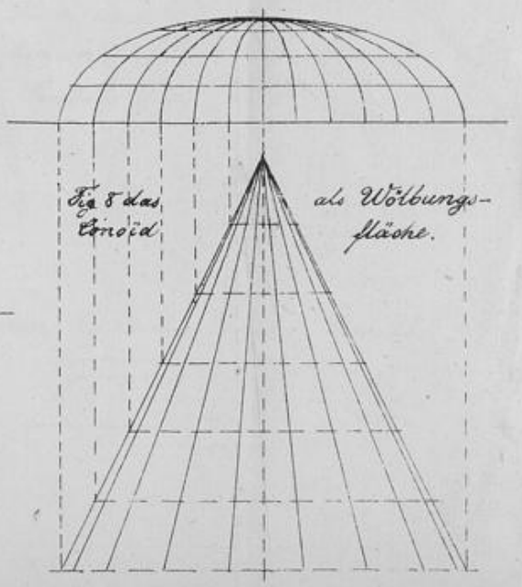

Fig 8 das Conoid als Wölbungsfläche.

Entworfen und gezeichnet von Glüntzel.
Trier, d. 24. VI. 72.

Universitäts- und
Landesbibliothek Düsseldorf

Universitäts- und
Landesbibliothek Düsseldorf

Cylindrische Gewölbe.

Tafel II.

Normalform.
Fig. 11.

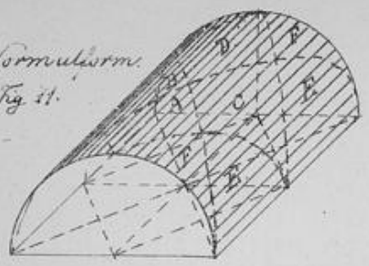

Fig 12.

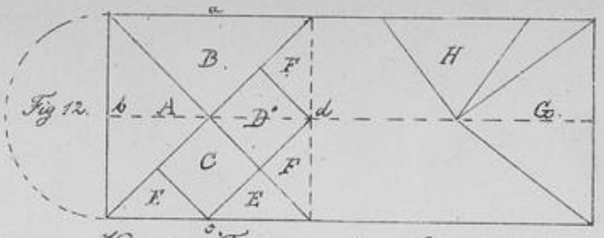

Kappen Theilung der Grundform.

Korbbogen aus 5 Mittelpunkten.
Fig 10.



Fig 13 das quadratische Kreuz, und Kloster, Gewölbe

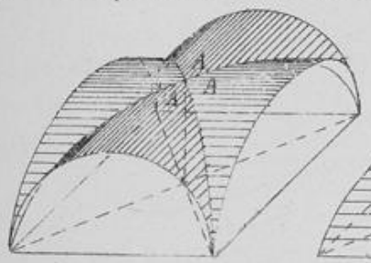

Fig 14.

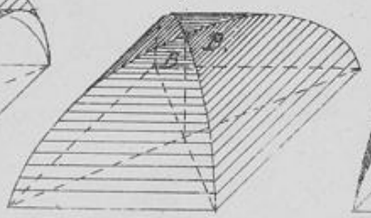

Fig 15.

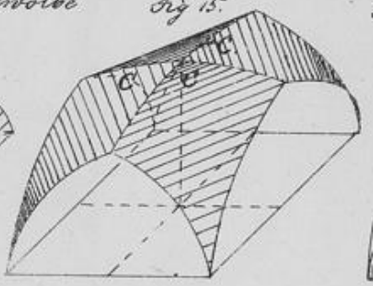

Fig 16 das fünfkappige Kr. G.

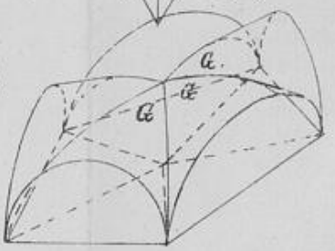

Fig 20
das Kellernappen Gwlb.

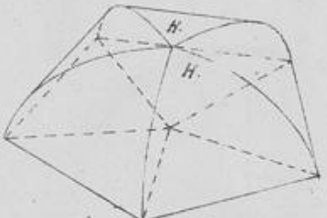

Fig 17. das fünfk. Klostergewölbe.

Fig 19
das Kasemutten Gewölbe

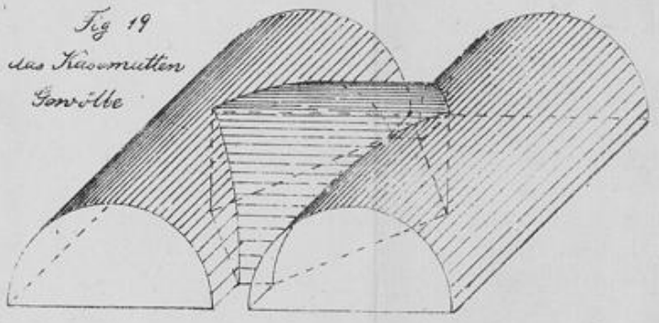

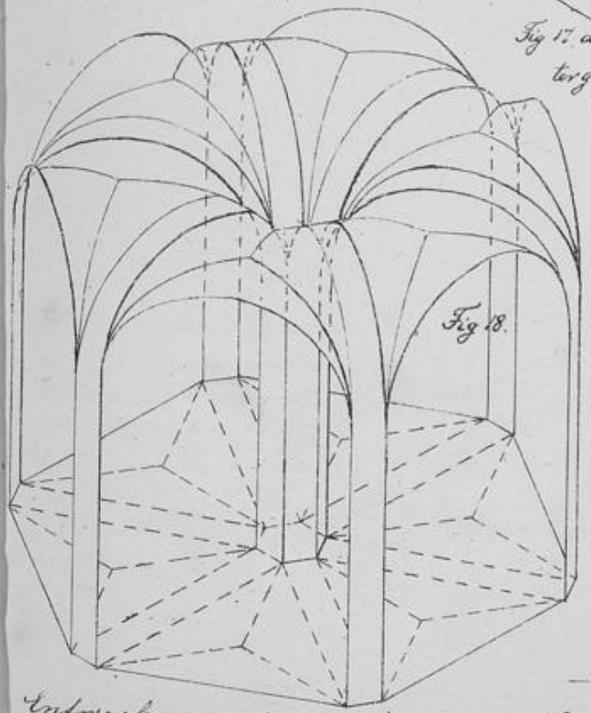

Fig 18.

Fig 21.

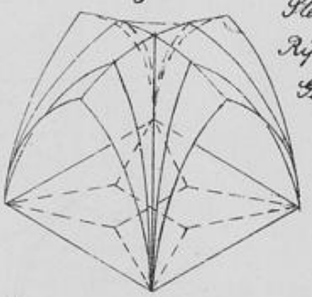

Stern, und Rippen, Gewölbe

Fig 22.

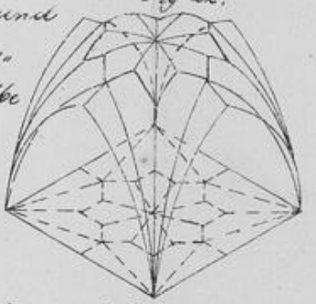

Fig 23 das Mulden, und Fig 24 das Spiegel, Gewölbe.

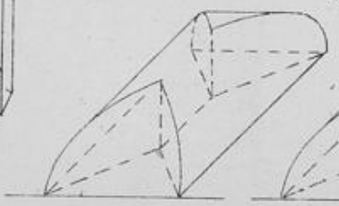

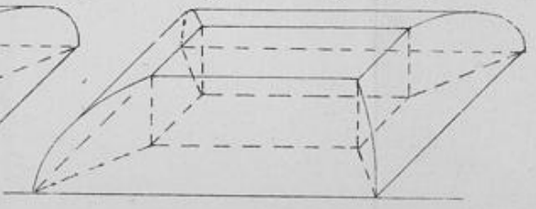

Entworfen und gezeichnet v. Ehüntzel.
Trier, d. 24. VI. 72.

Universitäts- und
Landesbibliothek Düsseldorf

Nach der
verkündigt.

Das nä
am 11. Octob
vorgesetzten B
(vom 5. Octo
Schulgebäude

Trier,

Universitäts- und
Landesbibliothek Düsseldorf

Cylindrische Gew

Normulform.
Fig. 11.

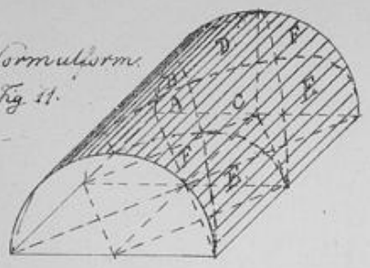

Fig 12.

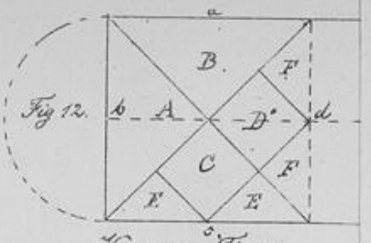

Kappen Theilung d

Fig 13 das quadratische Kreuz, und Kloster, Gewölbe

Fig 14.

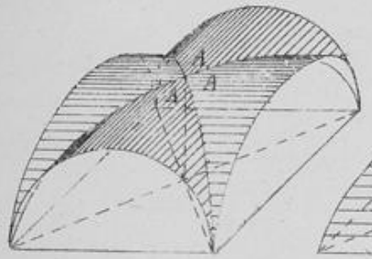

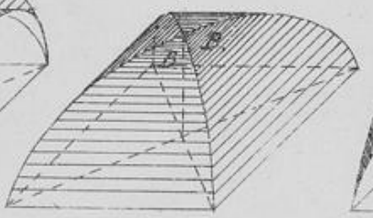



Fig 20
das Kellernappen Gwlb.

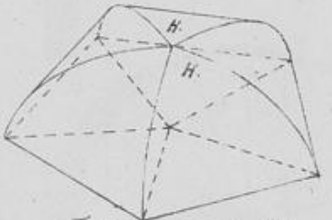

Fig 17. das einfch. Klostergewölbe.

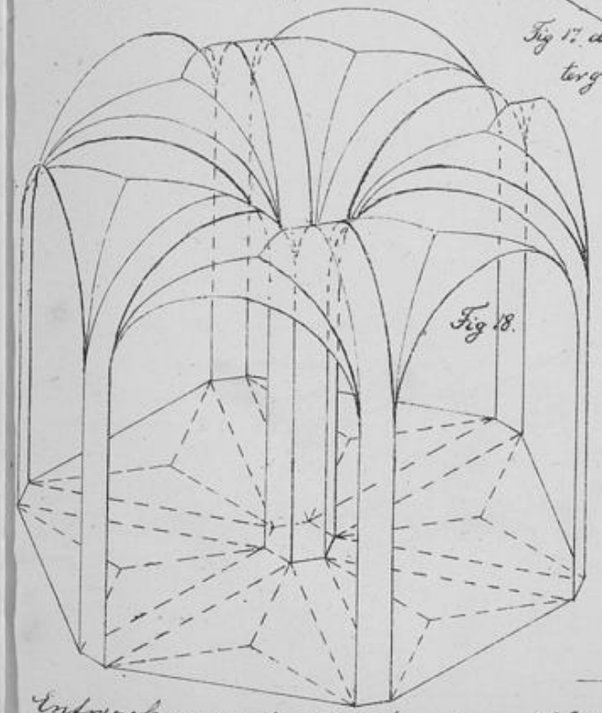

Fig 18.

Fig

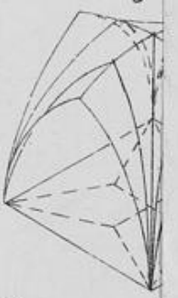

Fig 23 das Ml

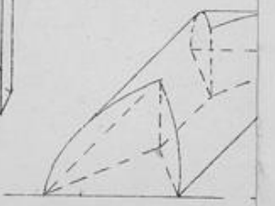

Entworfen und gezeichnet v. Ehüntzel.
Trier, d. 24. VI. 72.

Universitäts- und
Landesbibliothek Düsseldorf

Nach der
verkündigt.

Das näc
am 11. Octob
vorgesetzten B
(vom 5. Octol
Schulgebäude

Trier,

Universitäts- und
Landesbibliothek Düsseldorf

Gewölbe in Rotations

Fig. 25 das Kuppelgewölbe mit Kassetten.



Fig 26 die quadratische Kuppel.

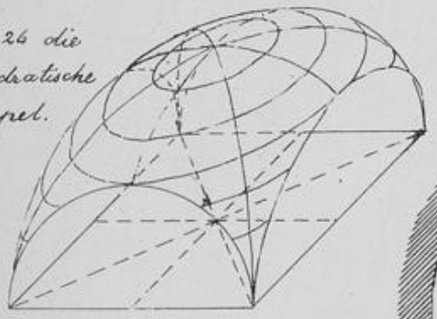

Fig 29 das Nischengewölbe.



Fig 27 die Zwickel-Kuppel.

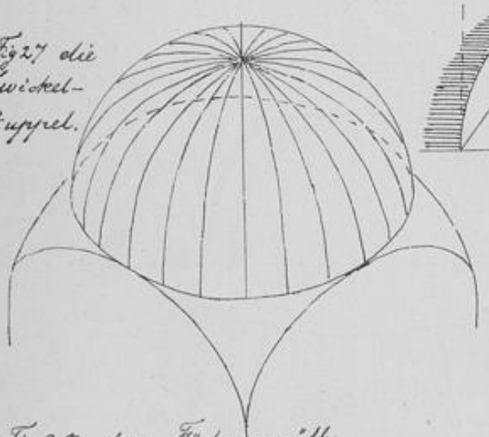

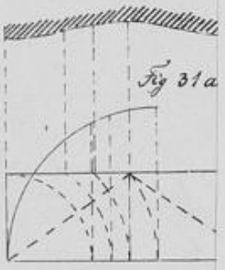

Fig 31a

Fig 30 das Fächergewölbe über einen quadratischen Raum.

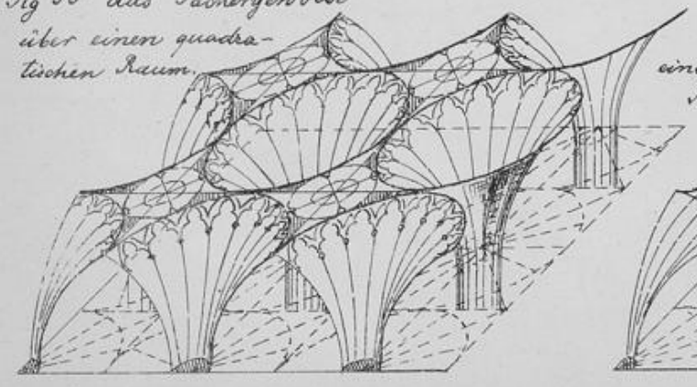

desgl. einen lä Raum

Entworfen und gezeichnet v. Eglünbgel.
Trier, d. 21. VI. 1872.

Universitäts- und
Landesbibliothek Düsseldorf

Universitäts- und
Landesbibliothek Düsseldorf

Gewölbe in Rotationsflächen.

Tafel III.

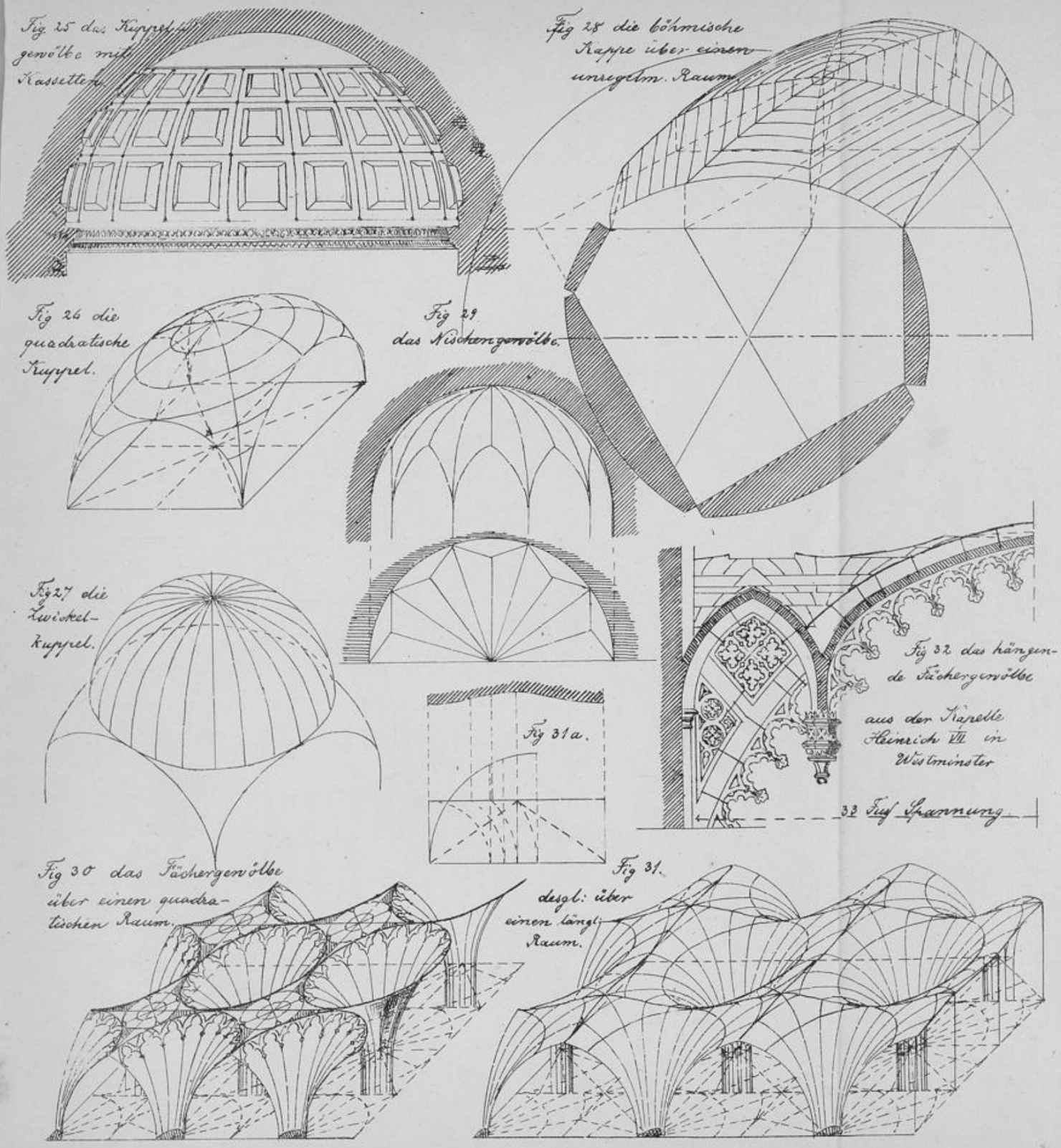

Entworfen und gezeichnet v. Egüntzel.
Trier, d. 21. VI. 1872.

Universitäts- und
Landesbibliothek Düsseldorf

Nach d
verkündigt.

Das n
am 11. Octo
vorgesetzten L
(vom 5. Oct
Schulgebäud

Trier

Universitäts- und
Landesbibliothek Düsseldorf

Gewölbe in windschie

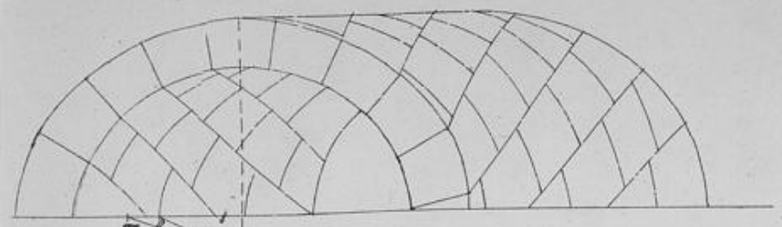

Fig 33 das schiefe Brückengewölbe

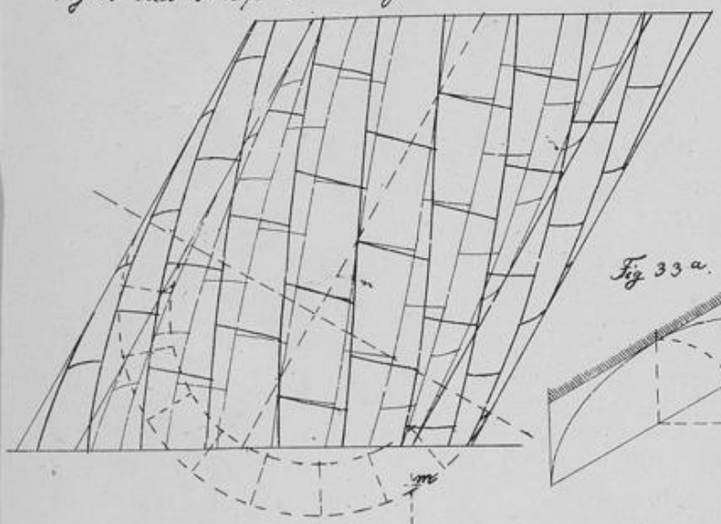

Fig 33 a.

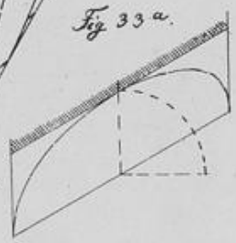

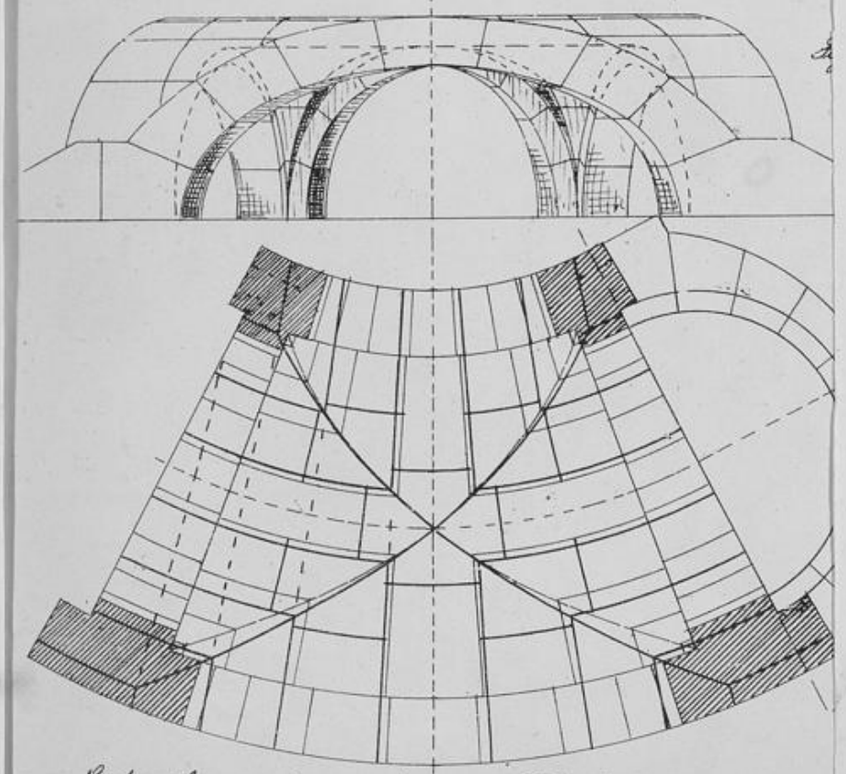

Entworfen und gezeichnet v. Schüntzel.
Trier, d. 21. VI. 1872.

Universitäts- und
Landesbibliothek Düsseldorf

Universitäts- und
Landesbibliothek Düsseldorf

Gewölbe in windschiefen Flächen.

Tafel IV.

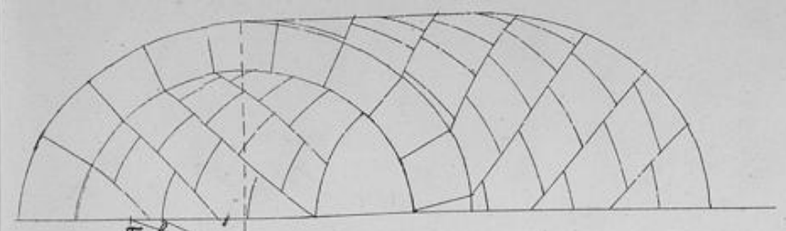

Fig 33 das schiefe Brückengewölbe

System der Construction in der Abwickelung.

Fig 34

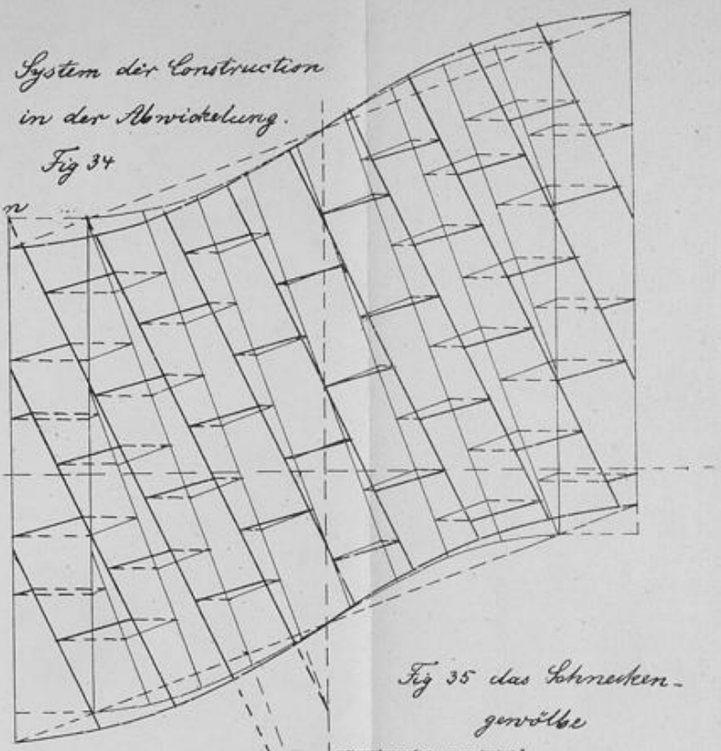

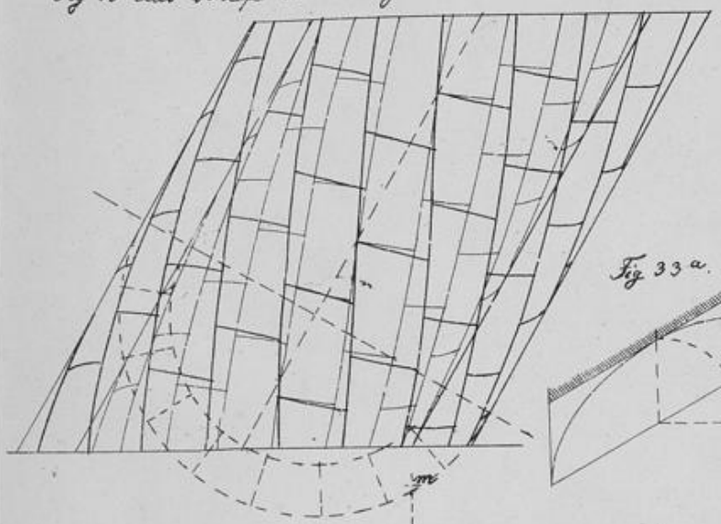

Fig 33a.

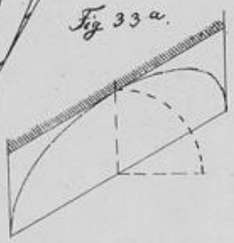

Fig 35 das Schneckengewölbe

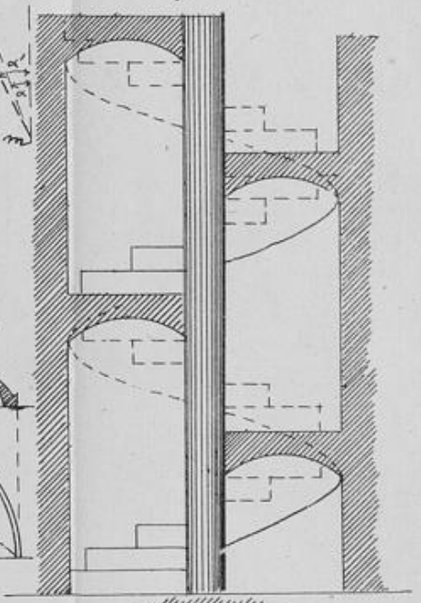

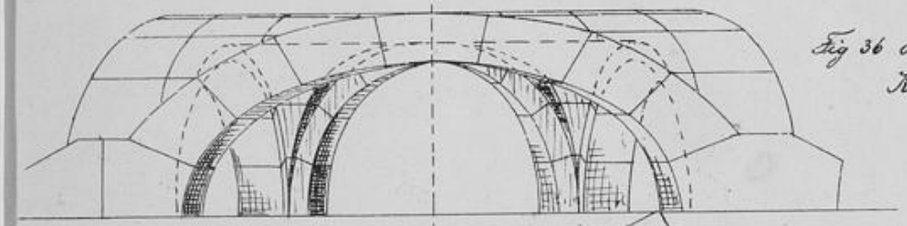

Fig 36 das conoidische Kreuzgewölbe

Fig 36a Eintheilung des Ringgewölbes

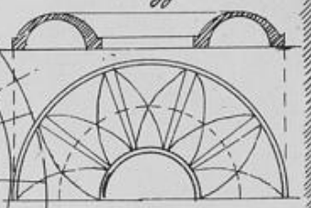

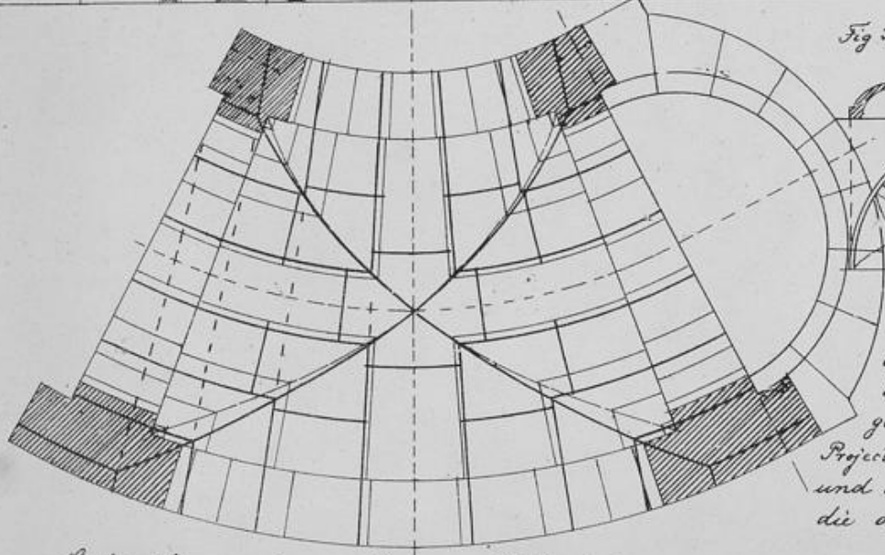

In den Grundrissen der Figuren 33. 37 und 36 sind die schwach gezogenen Linien die Projectionen der Laibungs, und die stark gezogenen die der Rückenkanten.

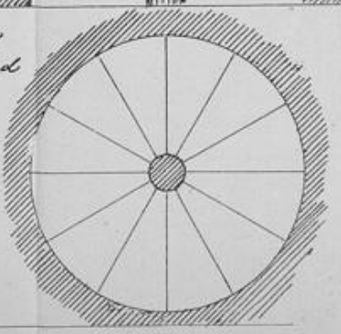

Entworfen und gezeichnet v. Ghünbel.
Trier, d. 21. VI. 1872.

Universitäts- und
Landesbibliothek Düsseldorf

N
verfündi
D
am 11.
vorgeset
(vom 5.
Schulge

T

Universitäts- und
Landesbibliothek Düsseldorf